

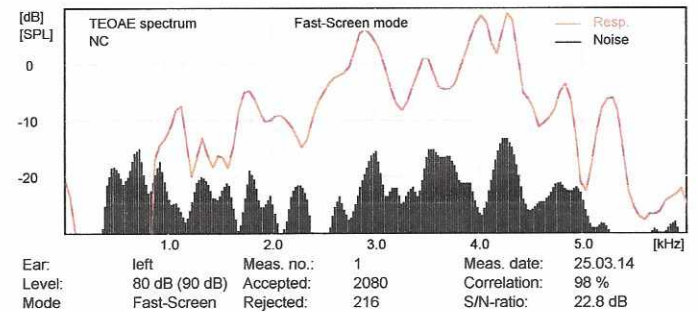
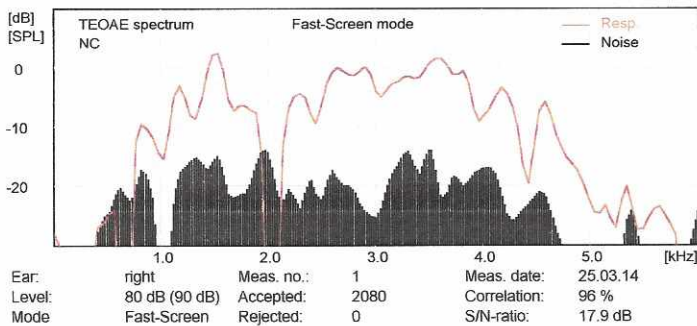
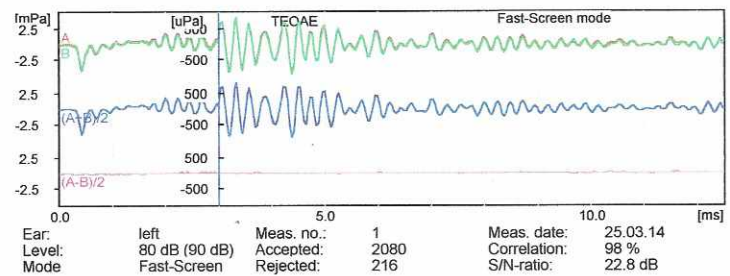
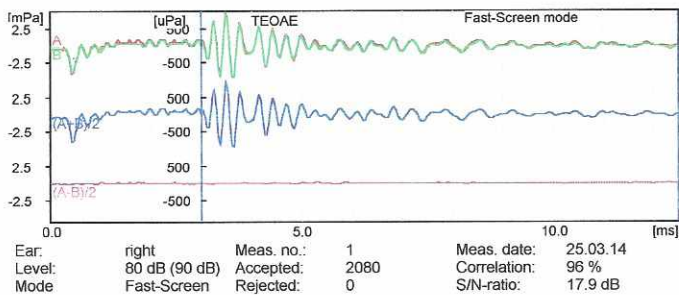
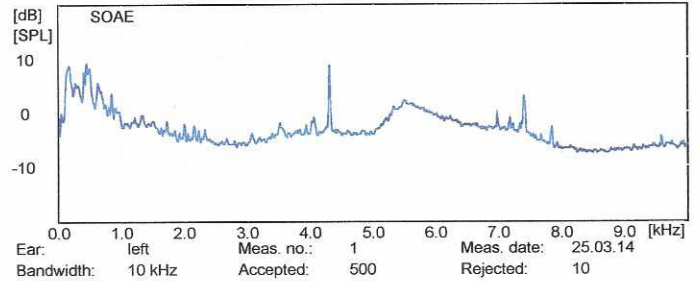
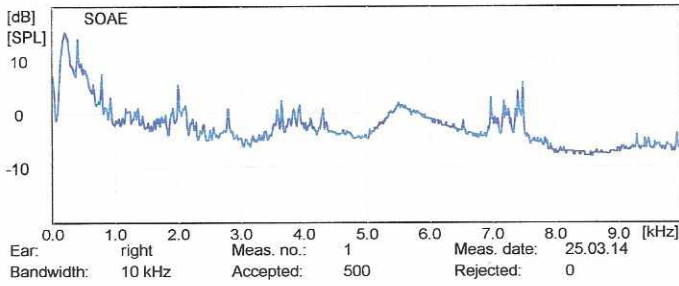
Otoemisiones 1

Patient data:
 Client no: 0001173
 First name: NOMBRE

Date of creation: 25.03.14
 Last name: APELLIDO

Date of print: 25.03.14
 Sex: male
 Birthday:

Comment:

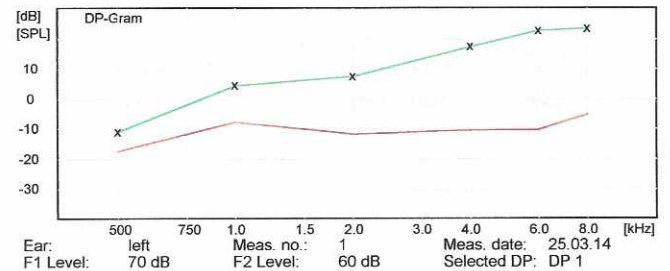
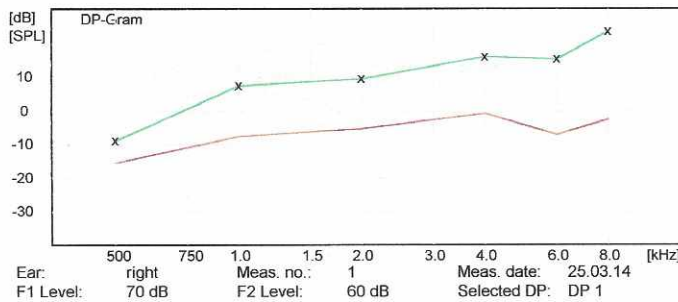


TEOAE band analysis

Ear:	right	Meas. no.:	1	Meas. date:	25.03.14	
Frequency / kHz	0.75-1.2	1.25-1.7	1.75-2.5	2.50-3.5	3.50-4.5	Overall:
Correlation / %:	96	97	91	97	98	96
Emis. strength / dB:	2.9	8.7	4.2	11.2	11.0	16.0
S/N-ratio / dB:	15.9	18.4	13.4	19.4	20.0	17.9

TEOAE band analysis

Ear:	left	Meas. no.:	1	Meas. date:	25.03.14	
Frequency / kHz	0.75-1.2	1.25-1.7	1.75-2.5	2.50-3.5	3.50-4.5	Overall:
Correlation / %:	89	90	95	99	99	98
Emis. strength / dB:	-1.2	-2.4	2.7	14.4	17.7	19.8
S/N-ratio / dB:	12.4	13.0	16.7	25.2	24.8	22.8



DP-Gram table

Ear:	right	Meas. no.:	1	Meas. date:	25.03.14				
Frequency / kHz	0.5	0.75	1.0	1.5	2.0	3.0	4.0	6.0	8.0
DP1 Level / dB	-9.2	7.1	9.3	15.9	15.1	23.4			
DP1 S/N-ratio / dB	6.5	15.0	14.9	16.9	22.4	26.3			

DP-Gram table

Ear:	left	Meas. no.:	1	Meas. date:	25.03.14				
Frequency / kHz	0.5	0.75	1.0	1.5	2.0	3.0	4.0	6.0	8.0
DP1 Level / dB	-11.2	4.2	7.2	17.3	22.6	23.4			
DP1 S/N-ratio / dB	6.3	12.0	19.3	28.0	33.1	28.7			